



Size chart

We have split the size charts PER BRAND as most brands create their own size charts. It's important to take your measurements with a tape measure and measure above your underwear.

You will find the following size charts:

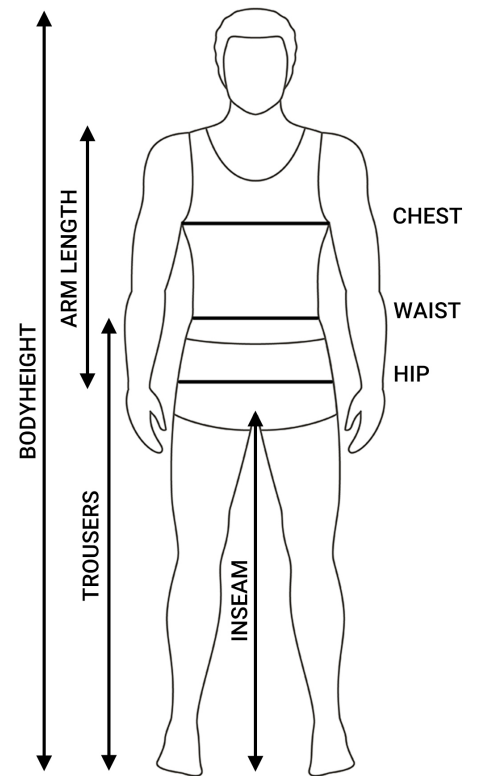
JACKETS	MEN	STANDARD SIZES	2
JACKETS	WOMEN	STANDARD SIZES	3
PANTS	MEN	STANDARD SIZES	4
		LONG SIZES	4
		SHORT SIZES	4
JEANS	MEN	STANDARD SIZES	5
		LONG SIZES	5
		SHORT SIZES	5
PANTS	WOMEN	STANDARD SIZES	6
		LONG SIZES	6
		SHORT SIZES	6
JEANS	WOMEN	STANDARD SIZES	7
		LONG SIZES	7
		SHORT SIZES	7
GLOVES	MEN		8
	WOMEN		8



Size chart

BODYHEIGHT	Measure from the top of your head to your toe.
ARM LENGTH	Measure from the shoulder to the wrist.
INSEAM	Measure from your crotch down to your ankle, along your inner leg.
CHEST	Measure around the fullest part of your chest.
WAIST	Measure around the top of the hip bones.
HIP	Measure around the widest part of your hips below the waist.
TROUSERS	Measure from the waist to the sole of the foot (without shoes).

All sizes are mentioned in cm.



MEN'S JACKETS

	CHEST	WAIST	HIP
44	86 - 90	76-79	92 - 94
46	91 - 94	80 - 83	95 - 98
48	95 - 98	84 - 87	98 - 101
50	99 - 102	88 - 91	101 - 104
52	103 - 106	92 - 95	105 - 108
54	107 - 110	96 - 100	109 - 112
56	111 - 114	101 - 105	112 - 116
58	115 - 118	106 - 110	117 - 120
60	119 - 122	111 - 115	121 - 124
62	123 - 128	116 - 120	125 - 128
64	129 - 134	121 - 125	129 - 132
66	135 - 140	126 - 130	133 - 136
68	141 - 146	131 - 135	137 - 140

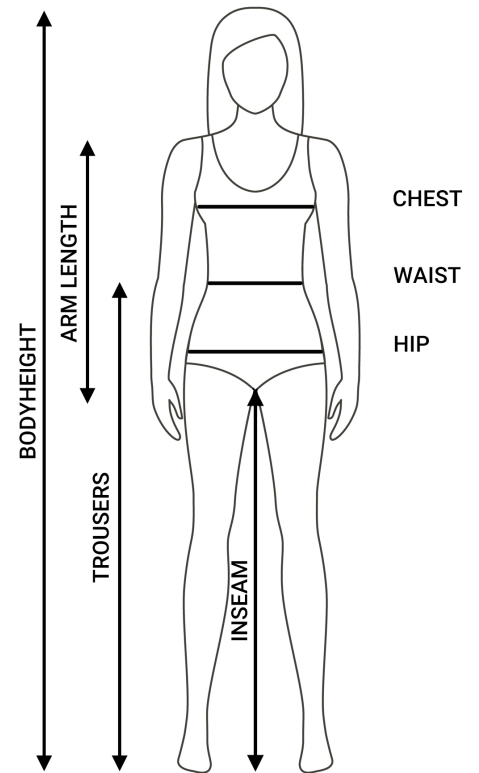
	CHEST	WAIST	HIP	
S	44/46	86 - 94	76 - 83	92 - 98
M	48/50	95 - 100	84 - 89	98 - 103
L	50/52	101 - 106	90 - 95	103 - 108
XL	54/56	107 - 112	96 - 102	109 - 114
XXL	56/58	113 - 118	103 - 110	115 - 120
3XL	60/62	119 - 124	111 - 117	121 - 125
4XL	62/64	125 - 130	118 - 123	126 - 130
5XL	64/66	131 - 138	124 - 129	131 - 135
6XL	66/68	139 - 146	130 - 135	136 - 140



Size chart

BODYHEIGHT	Measure from the top of your head to your toe.
ARM LENGTH	Measure from the shoulder to the wrist.
INSEAM	Measure from your crotch down to your ankle, along your inner leg.
CHEST	Measure around the fullest part of your chest.
WAIST	Measure around the top of the hip bones.
HIP	Measure around the widest part of your hips below the waist.
TROUSERS	Measure from the waist to the sole of the foot (without shoes).

All sizes are mentioned in cm.



WOMEN'S JACKETS

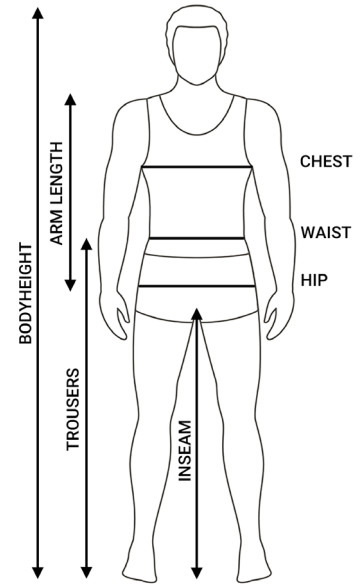
	CHEST	WAIST	HIP
34	79 - 82	63 - 66	89 - 91
36	83 - 86	67 - 70	92 - 95
38	87 - 90	71 - 74	96 - 98
40	91 - 94	75 - 78	99 - 101
42	95 - 98	79 - 82	102 - 104
44	99 - 103	83 - 87	105 - 108
46	104 - 108	88 - 92	109 - 112
48	109 - 113	93 - 97	113 - 116



Size chart

- BODYHEIGHT** Measure from the top of your head to your toe.
- ARM LENGTH** Measure from the shoulder to the wrist.
- INSEAM** Measure from your crotch down to your ankle, along your inner leg.
- CHEST** Measure around the fullest part of your chest.
- WAIST** Measure around the top of the hip bones.
- HIP** Measure around the widest part of your hips below the waist.
- TROUSERS** Measure from the waist to the sole of the foot (without shoes).

All sizes are mentioned in cm.



MEN'S PANTS STANDARD SIZES

	HIP	INSEAM	BODYHEIGHT
44	92 - 94	79 - 81	177 - 179
46	95 - 98	80 - 82	178 - 180
48	98 - 101	80 - 82	179 - 181
50	101 - 104	81 - 83	180 - 182
52	105 - 108	82 - 84	181 - 183
54	109 - 112	83 - 85	182 - 184
56	112 - 116	84 - 86	183 - 185
58	117 - 120	85 - 87	184 - 186
60	121 - 124	86 - 88	185 - 187
62	125 - 128	87 - 89	186 - 188
64	129 - 132	88 - 90	187 - 189
66	133 - 136	88 - 90	187 - 189
68	137 - 140	88 - 90	187 - 189

MEN'S PANTS STANDARD SIZES

	HIP	INSEAM	BODYHEIGHT	
S	44/46	92 - 98	79 - 82	177 - 180
M	48/50	98 - 103	80 - 83	179 - 182
L	50/52	103 - 108	81 - 84	180 - 183
XL	54/56	109 - 114	83 - 86	182 - 185
XXL	56/58	115 - 120	84 - 87	183 - 186
3XL	60/62	121 - 125	86 - 89	185 - 188
4XL	62/64	126 - 130	87 - 90	186 - 189
5XL	64/66	131 - 135	88 - 90	187 - 189
6XL	66/68	136 - 140	88 - 90	187 - 189

MEN'S PANTS LONG SIZES

48	98 - 101	85 - 87	189 - 191
50	101 - 104	86 - 88	190 - 192
52	105 - 108	87 - 89	191 - 193
54	109 - 112	88 - 90	192 - 194
56	112 - 116	89 - 91	193 - 195

MEN'S PANTS LONG SIZES

M	48/50	98 - 103	85 - 88	189 - 192
L	50/52	103 - 108	86 - 89	190 - 193
XL	54/56	109 - 114	88 - 91	192 - 195
XXL	56/58	115 - 120	89 - 92	193 - 196
3XL	60/62	121 - 125	91 - 94	195 - 198

MEN'S PANTS SHORT SIZES

48	98 - 101	75 - 77	169 - 171
50	101 - 104	76 - 78	170 - 172
52	105 - 108	77 - 79	171 - 173
54	109 - 112	78 - 80	172 - 174
56	112 - 116	79 - 81	173 - 175
58	117 - 120	80 - 82	174 - 176
60	121 - 124	81 - 83	175 - 177

MEN'S PANTS SHORT SIZES

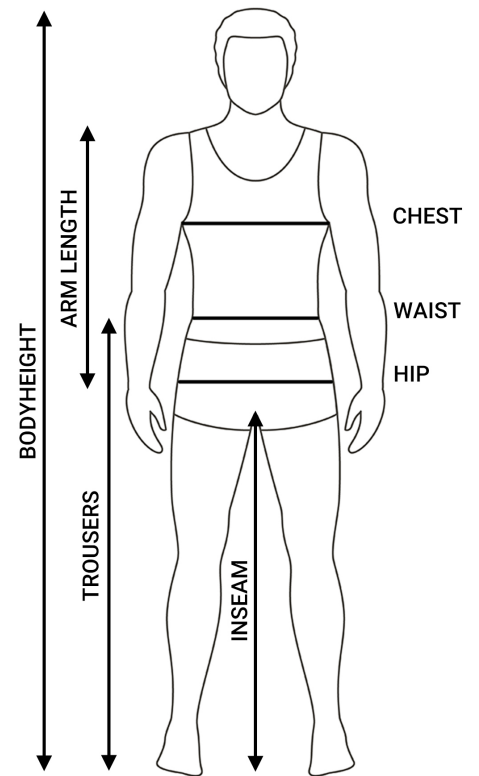
S	46	94 - 98	75 - 77	168 - 170
M	48/50	98 - 103	75 - 78	169 - 172
L	50/52	103 - 108	76 - 79	170 - 173
XL	54/56	109 - 114	78 - 81	172 - 175
XXL	56/58	115 - 120	79 - 82	173 - 176
3XL	60/62	121 - 125	81 - 84	175 - 178
4XL	62/64	126 - 130	82 - 85	176 - 179



Size chart

BODYHEIGHT	Measure from the top of your head to your toe.
ARM LENGTH	Measure from the shoulder to the wrist.
INSEAM	Measure from your crotch down to your ankle, along your inner leg.
CHEST	Measure around the fullest part of your chest.
WAIST	Measure around the top of the hip bones.
HIP	Measure around the widest part of your hips below the waist.
TROUSERS	Measure from the waist to the sole of the foot (without shoes).

All sizes are mentioned in cm.



MEN'S JEANS

	HIP	INSEAM
28	92 - 94	79 - 81
30 - 31	95 - 98	80 - 82
31 - 32	98 - 101	80 - 82
32 - 33	101 - 104	81 - 83
34	105 - 108	82 - 84
36	109 - 112	83 - 85
38	112 - 116	84 - 86

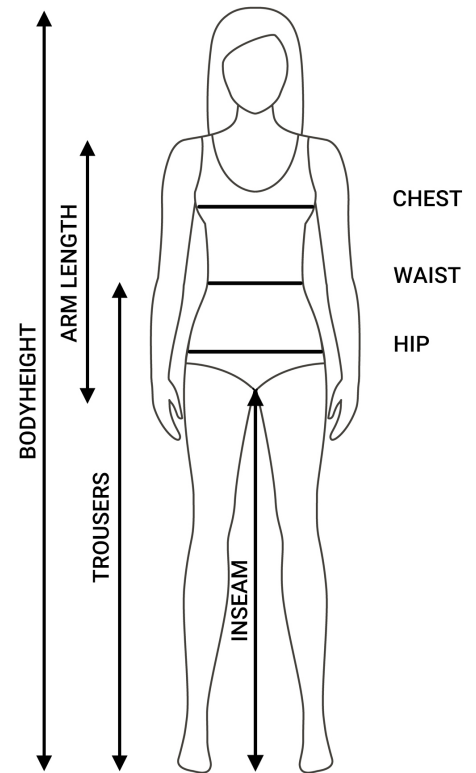
	INSEAM INCH	INSEAM CM
KORT	32 INCH	81,5
STANDAARD	34 INCH	86,5
LANG	36 INCH	91,5



Size chart

BODYHEIGHT	Measure from the top of your head to your toe.
ARM LENGTH	Measure from the shoulder to the wrist.
INSEAM	Measure from your crotch down to your ankle, along your inner leg.
CHEST	Measure around the fullest part of your chest.
WAIST	Measure around the top of the hip bones.
HIP	Measure around the widest part of your hips below the waist.
TROUSERS	Measure from the waist to the sole of the foot (without shoes).

All sizes are mentioned in cm.



WOMEN'S PANTS STANDARD SIZES

Based on a length of 168 cm.

	HIP	INSEAM
34	89 - 91	78 - 80
36	92 - 95	78 - 80
38	96 - 98	78 - 80
40	99 - 101	78 - 80
42	102 - 104	78 - 80
44	105 - 108	78 - 80
46	109 - 112	78 - 80
48	113 - 116	78 - 80

WOMEN'S PANTS LONG SIZES

Based on a length of 176 cm.

	HIP	INSEAM
36	92 - 95	82 - 84
38	96 - 98	82 - 84
40	99 - 101	82 - 84
42	102 - 104	82 - 84

WOMEN'S PANTS SHORT SIZES

Based on a length of 160 cm.

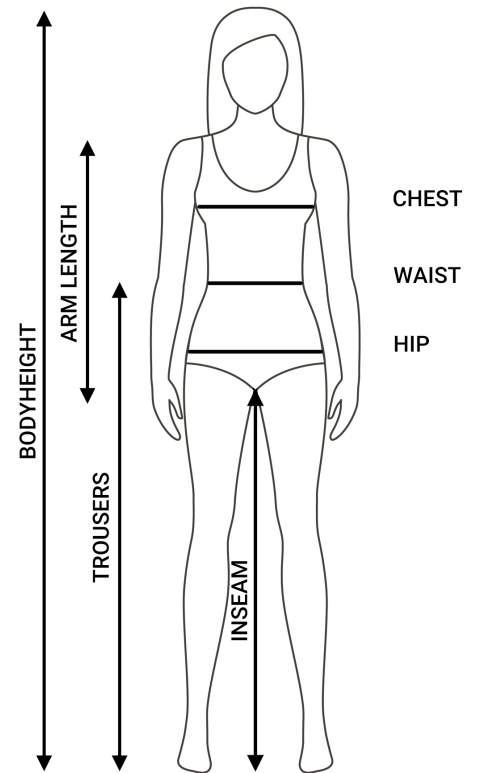
	HIP	INSEAM
36	92 - 95	73 - 75
38	96 - 98	73 - 75
40	99 - 101	73 - 75
42	102 - 104	73 - 75
44	105 - 108	73 - 75



Size chart

BODYHEIGHT	Measure from the top of your head to your toe.
ARM LENGTH	Measure from the shoulder to the wrist.
INSEAM	Measure from your crotch down to your ankle, along your inner leg.
CHEST	Measure around the fullest part of your chest.
WAIST	Measure around the top of the hip bones.
HIP	Measure around the widest part of your hips below the waist.
TROUSERS	Measure from the waist to the sole of the foot (without shoes).

All sizes are mentioned in cm.



WOMEN'S JEANS

	HIP	INSEAM
24 - 25	85 - 88	78 - 80
26	89 - 91	78 - 80
27 - 28	92 - 95	78 - 80
29	96 - 98	78 - 80
30 - 31	99 - 101	78 - 80
32	102 - 104	78 - 80
33 - 34	105 - 108	78 - 80

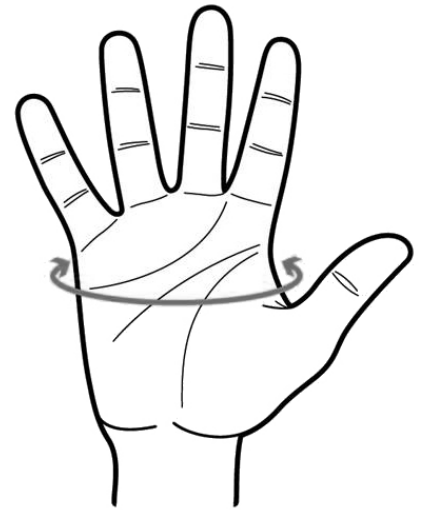
	INSEAM INCH	INSEAM CM
STANDAARD	32 INCH	81,5
LANG	34 INCH	86,5



Size chart

HAND Measure without the thumb. Do not tighten the tape measure.

All sizes are mentioned in cm.



MEN GLOVE SIZES

HAND		
6,5		16,5
7		17,8
7,5	XS	19
8	S	20,3
8,5	M	21,6
9	L	22,9
9,5	XL	24,15
10	XXL	25,4
10,5	3XL	26,65
11	4XL	27,9

WOMEN GLOVE SIZES

HAND		
6,5		16,5
7	S	17,8
7,5	M	19
8	L	20,3
8,5	XL	21,6
9		22,9
9,5		24,15
10		25,4
10,5		26,65
11		27,9